

User Manual

High-Speed Wireless Charging Pad SDA-WC01

Compatible with Qi Certified mobile devices only. Do not use with any other device.

Information to User

FEDERAL COMMUNICATIONS COMMISSION DECLARATION OF CONFORMITY

Product Name: High-Speed Wireless Charging Pad
Model Number: SDA-WC01
Responsible Party Name: PIONEER ELECTRONICS (USA), INC.
SERVICE SUPPORT DIVISION
Address: 2050 W. 190th Street, Suite 100, Torrance, CA 90504, U.S.A.
Phone: 1-800-421-1404
URL: <http://www.pioneerelectronics.com>

This device complies with Part 15 of the FCC Rules and RSS-Gen of IC Rules.

Operation is subject to the following two conditions:
(1) This device may not cause harmful interference, and
(2) this device must accept any interference received, including interference that may cause undesired operation.

NOTE: This equipment has been tested and found to comply with the limits for a Class B digital device, pursuant to Part 15 of the FCC Rules. These limits are designed to provide reasonable protection against harmful interference in a residential installation. This equipment generates, uses and can radiate radio frequency energy and, if not installed and used in accordance with the instructions, may cause harmful interference to radio communications. However, there is no guarantee that interference will not occur in a particular installation. If this equipment does cause harmful interference to radio or television reception, which can be determined by turning the equipment off and on, the user is encouraged to try to correct the interference by one or more of the following measures:

- Reorient or relocate the receiving antenna.
- Increase the separation between the equipment and receiver.
- Connect the equipment into an outlet on a circuit different from that to which the receiver is connected.
- Consult the dealer or an experienced radio/TV technician for help.

NOTE: Alteration or modifications carried out without appropriate authorization may invalidate the user's right to operate the equipment.

CAN ICES-3 (B) / NMB-3 (B)

CAUTION

Please read this manual carefully before using this product for your safety and best product performance. Failure to follow these instructions could result in serious injury, damage to this product, or damage to other products.

- Do not install this product in your vehicle if its location or use would obstruct the driver's clear view of the road or the operation of any vehicle airbag. It is also the driver's responsibility to know and comply with the laws, rules, and regulations of the driving location.
- Do not place this product in direct sunlight for an extended amount of time, or where it could be exposed to extreme temperatures. Store out of direct sunlight when not in use.
- Do not allow this product to come into contact with liquids. Electrical shock could result. Also, damage to the product, smoke, and overheating could result from contact with liquids.
- If you notice smoke or odor from this product, disconnect USB cable immediately. Using the product in this condition may result in permanent damage to the system.
- Do not disassemble or modify this product as there are electronic components inside that may cause an electric shock.
- Keep this manual handy as a reference for safety information.

ACCESSORIES

Wireless charging pad x 1
USB Type A to USB Type C data cable 1m(39.4in.) x 1
User Manual x 1

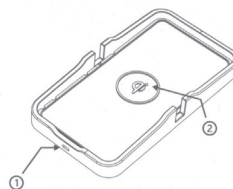
* A USB Type-A power adapter that outputs at least 5 V = 2A is required; not included.

SPECIFICATION

Power: 10W
Weight: 180g (6.4ounces)
Input Voltage: 5 V = 2A; 9 V = 1.67A
Output Voltage: 5 V = 1A; 9 V = 1.12A
Dimensions: 185 x 100 x 26mm (7.3in. x 3.9in. x 1.0in.)
Charging Efficiency: ≥ 70%
Transmission Distance: ≤ 6mm (0.2in.)
Operating Temperature: -20 °C to + 60 °C (-4 °F to + 140 °F)

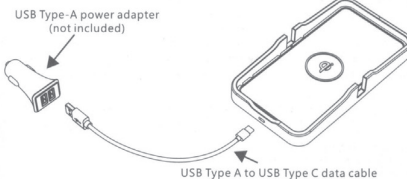
Note: Specifications and design are subject to possible modification without notice.

- 1 Input port
- 2 Transmitter



HOW TO USE

Setting up your wireless charging pad



1. Connect your wireless charging pad to power adapter via included USB Type A to USB Type C data cable.

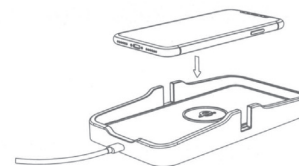
⚠ Connected power adapter must output at least 5 V/2A. Using an adapter with a lower output may result in malfunction or overheating.

⚠ Never place or use this product, including the data cable, in a manner that may:

- Injure the driver or passengers if the vehicle stopped suddenly
- Interfere with the driver's safe operation of the vehicle, such as on the floor in front of the driver's seat, or close to the steering wheel or gear stick
- Obstruct the driver's clear view of the road, or
- Impair or interfere with the performance of any of the vehicle's operating systems or safety features, including airbags and hazard lamp buttons. Please refer to your vehicle's owner's manual for deployment area of front and side airbags.

- ⚠ Make sure the data cable will not interfere with or become caught in or wound around any of the vehicle's moving parts, especially the steering wheel, gear stick, handbrake, sliding seat tracks, doors, or vehicle controls.
2. Your wireless charging pad is ready for your mobile device.

Charging mobile device from wireless charging pad



Put your Qi Certified mobile device on the center of the wireless charging pad.

⚠ Quick Charge™ 2.0, Quick Charge™ 3.0 or Quick Charge™ 4.0 power adapter required for fast charge mode.

⚠ Charging speed may vary depending on device specifications, input voltage, and environment.

⚠ Phone cases or metal plates for magnetic attachment might interfere with wireless charging.

⚠ Do not place magnetic stripe cards such as credit cards, driver's license, or parking garage ticket between mobile device and this product. Doing so may demagnetize the card.

PRODUCT CARE

- Do not bend or fold the product as this will damage the internal circuit board and chips.
- Keep your wireless charging pad dry.
- Keep pad away from all types of liquids or moisture, which could corrode electronic circuits.
- Do not clean the wireless charging pad with soaps, detergents or chemicals.

If your wireless charging pad is not working properly

- Make sure your mobile device is Qi Certified.
- Make sure your adapter is at least 5 V/2A.
- Clean any dirt or debris from the pad using a soft, dry cloth.
- The wireless charging pad may stop charging when overheated. Remove your mobile device and try charging again when the charging pad has cooled down.

REMARKS

- Use only the included USB data cable. Wireless charging pad may not function with another cable.
- This wireless charging pad and your mobile device may become warm even under normal operating conditions, especially when charging and using the device at the same time such as streaming music or navigation. Stop using the charging pad if it or your mobile device becomes overheated.

WARRANTY

This product is covered in the United States and Canada by Pioneer's 90 day Limited Warranty. Please see <http://pioneerelectronics.com/warranty> for complete terms and conditions.

CUSTOMER SUPPORT

If you have any questions, please contact Pioneer Customer Service toll free at 1-800-421-1404, Monday through Friday, 7:30 AM - 11:30 AM and 12:30 PM - 4:00 PM (Pacific Time), excluding holidays, or online through parts.pioneerelectronics.com/contact.

WARNING

This product contains chemicals known to the State of California and other governmental entities to cause cancer and birth defects or other reproductive harm. Wash hands after handling.

Qualcomm Quick Charge is a product of Qualcomm Technologies, Inc.